



健隆投資有限公司
STRONG BASE INVESTMENT LTD.

Unit 17, 11/F., Hewlett Centre, 52-54 Hoi Yuen Road, Kwun Tong, Kowloon, Hong Kong.
Tel: (852) 2793 3293 Fax: (852) 2793 3096



Approval Sheet
(確認書)

編號 Ref. No.	
日期 Issued Date	2011-2-28

公司名稱 : _____
Company Name

產品編號 : E1-4028AUR1
Part No.

產品種類 : 数码显示板
Category

產品描述 : 0.28 Inch、超高亮红光、四位、共阳、灰面白字
Description

客戶產品編號 : _____
Customer No.

備注 : _____
Remarks

STRONG BASE			
ISSUER	APPROVER	CHECKER	ENGINEER
	曾雪昭	刘根秀	何春宁

Authorized Signature 客戶簽字				
部門 Department				
簽字 Signature				

工廠名稱: 宇之亮電子(深圳)有限公司
工廠地址: 廣東省深圳市龍崗區橫崗鎮荷坳村金源工業區
Company Name: Pretty Light (Shen Zhen) Limited
Factory Address: jin-Yuan, Industrial Zone He-Ao Cun, Heng-Gang
Zhen Long-Gang Area, Shen-Zhen City,
TEL: (755) 8976 6931 2862 5421 FAX: (755) 28684819 2862 5922



健隆投資有限公司

STRONG BASE INVESTMENT LTD.

Unit 17, 11/F., Hewlett Centre, 52-54 Hoi Yuen Road, Kwun Tong, Kowloon, Hong Kong.

Tel: (852) 2793 3293 Fax: (852) 2793 3096



PART No: E1-4028AUR1

Client:

Single Chip Light Electricity Characteristic Data

※Absolute Maximum Ratings at Ta=25°C

Parameter	Rating	Unit
Power Dissipation Per Chip	50	mW
Perk Forward Current Per Chip (Frequency 10KHz,1/10Duty Cycle)	60	mA
Reverse Voltage Per Chip	5	V
Operating Temperature Range	-20~+65	°C
Storage Temperature Range	-20~+65	°C
Storage Humidity	45%~85%	

※Electrical and Optical Characteristics at Ta=25°C

Parameter	Symbol	Condition	Color	Min	Typ	Max	Unit
Forward Voltage Per Chip	VF	IF=20mA	Red	1.7	2.0	2.5	v
Reverse Current	IR	VR=5V	-	-	-	50	uA
Luminous Intensity Per Chip	IV	IF=20mA	Red	30	45	60	mcd
Dominant Wave Length	λd	IF=20mA	Red	625	630	640	nm
Normal Forward Current	IF		All Color	5	10	20	mA

Note : Soldering Bath : not more than 4 seconds @260°C ◦ The bottom ends of plastic reflector should be at least 2mm above the solder surface ◦

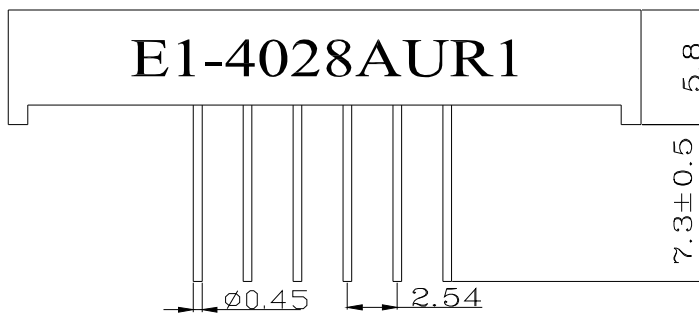
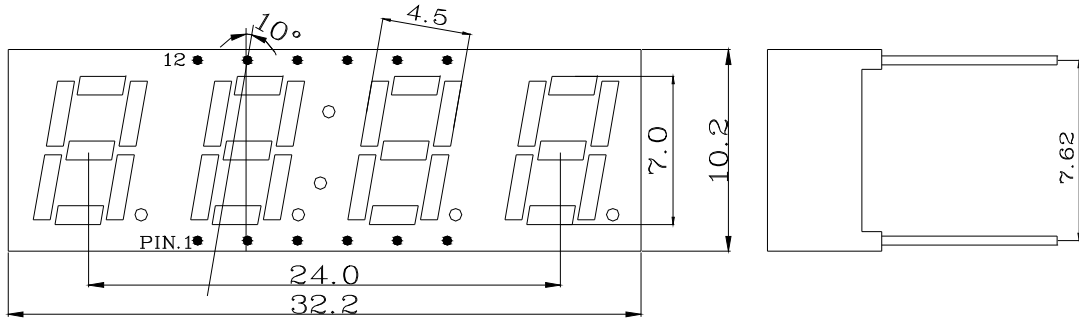
Soldering Iron : not more than 3 seconds @300°C under 30W ◦



PART No.: E1-4028AUR1

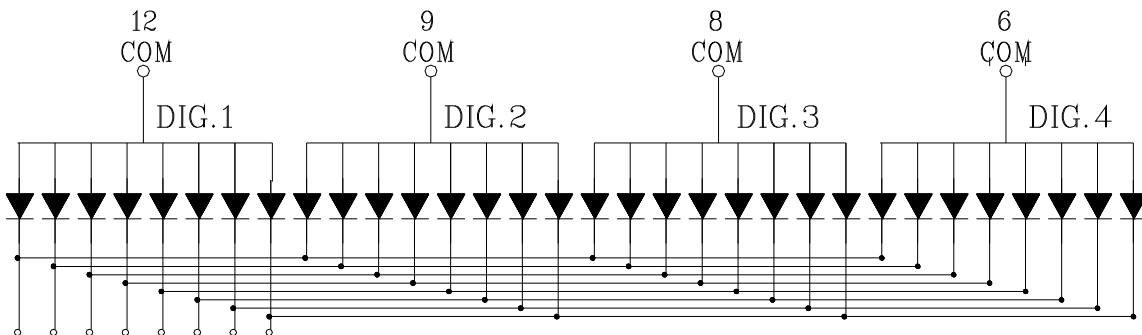
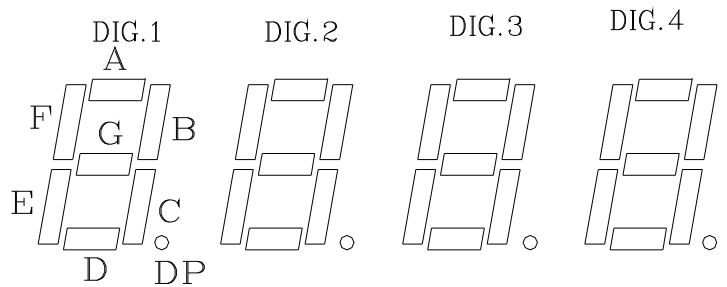
Client:

PACKAGE DIMENSION (Unit: mm Tolerance: ±0.5)



INTERNAL CIRCUIT DIAGRAM

Pin Function



A B C D E F G DP
11 7 4 2 1 10 5 3